

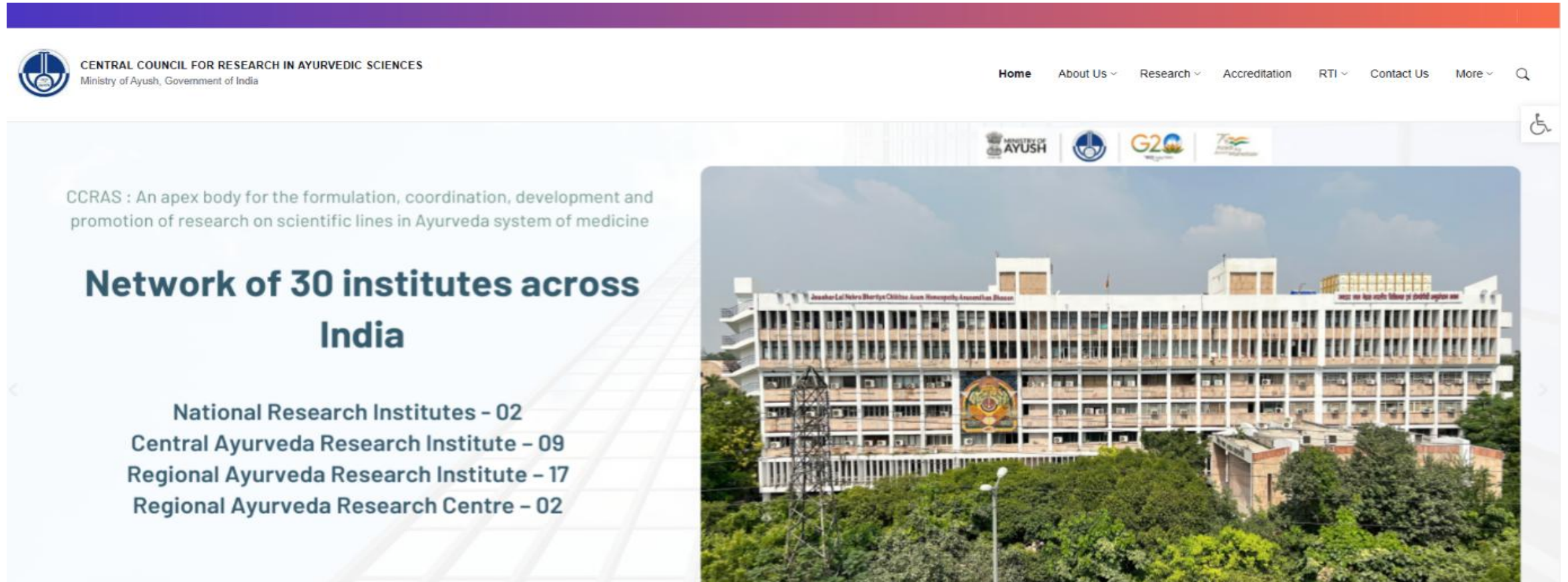
**CCRAS PG - STAR Session 02: PG
Admission Batch 2022-2023
Final Report Submission
Guidelines**

Essentials Documents for Submission:

- Certificate of IEC/ IAEC, any other supplementary permissions concerning survey studies as applicable.
- Reference document for CTRI Registration as applicable.
- An electronic copy of thesis either submitted or approved by the University (Mandatory).
- Final report as per the scheme format without identity (Mandatory).
- Soft copy of submitted/accepted/published articles (Mandatory).
- Reference document for IPR application, if any.

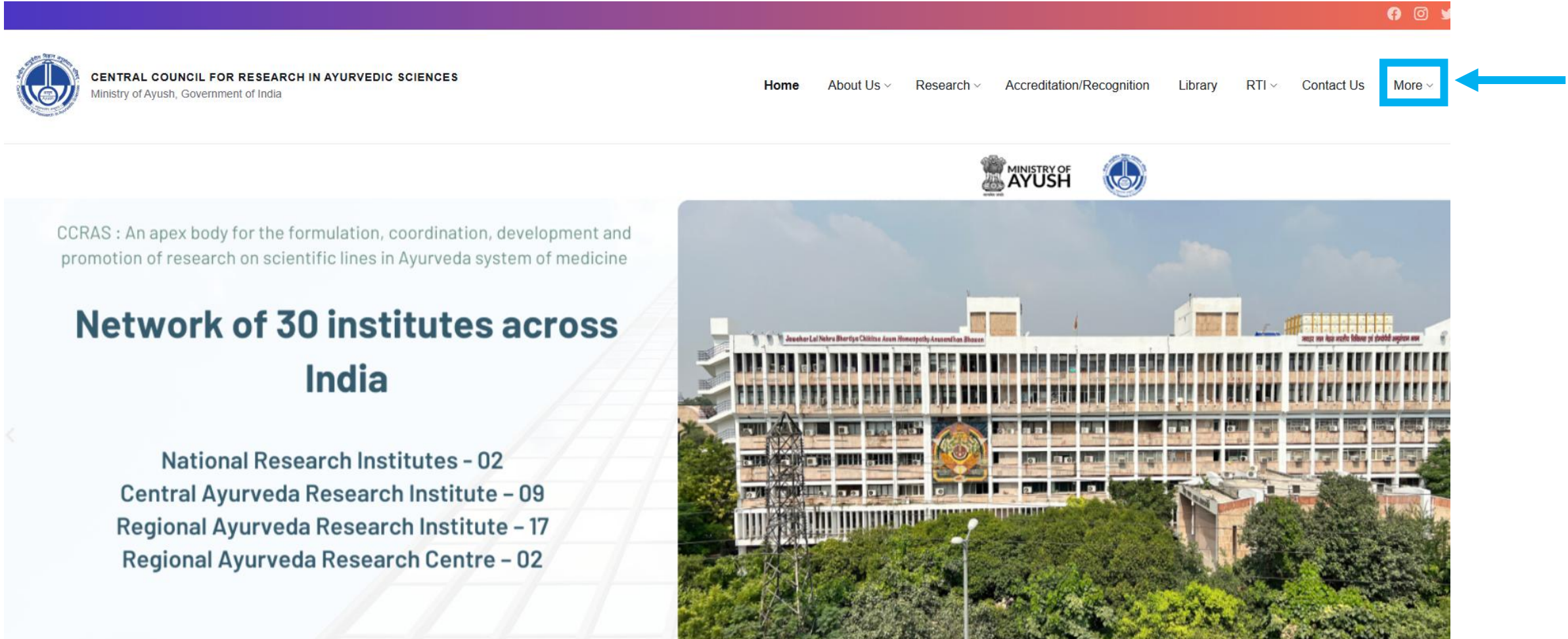
Guidelines for accessing the PG-STAR Portal and Submission of documents:

- 1. Open the CCRAS website on any browser (URL: <http://ccras.nic.in/>).



The screenshot shows the homepage of the Central Council for Research in Ayurvedic Sciences (CCRAS). The header includes the CCRAS logo and name, the Ministry of Ayush, Government of India, and a navigation menu with links for Home, About Us, Research, Accreditation, RTI, Contact Us, and More. Below the header, there are logos for the Ministry of Ayush, CCRAS, G20, and the 75th anniversary of India's independence. The main content area features a large banner with the text: "CCRAS : An apex body for the formulation, coordination, development and promotion of research on scientific lines in Ayurveda system of medicine". Below this, it states "Network of 30 institutes across India" and lists the following: National Research Institutes - 02, Central Ayurveda Research Institute - 09, Regional Ayurveda Research Institute - 17, and Regional Ayurveda Research Centre - 02. To the right of the text is a large photograph of the CCRAS building, a multi-story structure with a central emblem and a flag on top, surrounded by greenery.

- Click on **More** button to select PG - STAR thereby obtaining access to PG Star Portal (URL: <https://pgstar1.ccras.org.in/>)



CENTRAL COUNCIL FOR RESEARCH IN AYURVEDIC SCIENCES
Ministry of Ayush, Government of India

Home About Us ▾ Research ▾ Accreditation/Recognition Library RTI ▾ Contact Us **More ▾**

CCRAS : An apex body for the formulation, coordination, development and promotion of research on scientific lines in Ayurveda system of medicine

Network of 30 institutes across India

- National Research Institutes - 02
- Central Ayurveda Research Institute - 09
- Regional Ayurveda Research Institute - 17
- Regional Ayurveda Research Centre - 02

MINISTRY OF AYUSH

Dr. Bhanu Prasad

Dr. Bhanu Prasad



CCRAS Web Portals/Scheme

[Ayush Research Portal](#)

[Ayur Prakriti Web Portal \(All Details\)](#)

[NAMASTE](#)

[Admirable Personalities to Transform Ayurveda\(APTA\)](#)

[E-BOOKS](#)

[PG STAR](#)

[SPARK](#)

[Post Doctoral Fellowship \(PDF\)](#)

[AYUSH PHD SCHEME](#)

[CCRAS-AGNI](#)

[CCRAS PRAYATNA](#)

[CCRAS Programme for ARMS](#)

[IT Internship Program](#)

Policies/Guidelines

[Memorandum of Association and Bye-Laws](#)

[CCRAS Research Policy](#)

[IT Policy](#)

[Publication Policy](#)

[CCRAS Policy for Commercialisation of Technologies](#)

[CCRAS Guidelines for Internship, Guideship and Short term training exposure visits](#)

[CSR Guidelines](#)

[General Guideline Series](#)

Publications

[Research Journals](#)

[CCRAS Newsletter](#)

[CCRAS Bulletin](#)

[CCRAS Hindi Magazines](#)

[IEC Publications](#)

[Ayurveda Handbooks](#)

[Annual Publications](#)

[CCRAS Book Publication Sale Portal](#)

[Glimpses of CCRAS Contributions \(50 Glorious Years\)](#)

Latest Updates

[MoU/Research Collaborations of CCRAS](#)

[Essential Download Forms](#)

[Recruitment Corner \(Hqrs\)](#)

[Recruitment Corner \(Institutes\)](#)

[Latest Tenders](#)

[CCRAS Notices](#)

[CCRAS Calendar of Activities](#)

[CCRAS Technical Report Series](#)

[Review Meeting](#)

[User Charges](#)

[Other Updates](#)

[Institutes without Outpatient Departments \(OPD\)](#)

PG Star Portal URL: <https://pgstar1.ccras.org.in/> Tap the **Click Here** button to log in to PG STAR Session 02.



2. Then **Login** to the respective account using valid credentials.





केन्द्रीय आयुर्वेदीय विज्ञान अनुसंधान परिषद्
आयुष मंत्रालय, भारत सरकार

CENTRAL COUNCIL FOR RESEARCH IN AYURVEDIC SCIENCES
Ministry of Ayush, Government of India


**PG-STAR
LOGIN**

I'm not a robot 

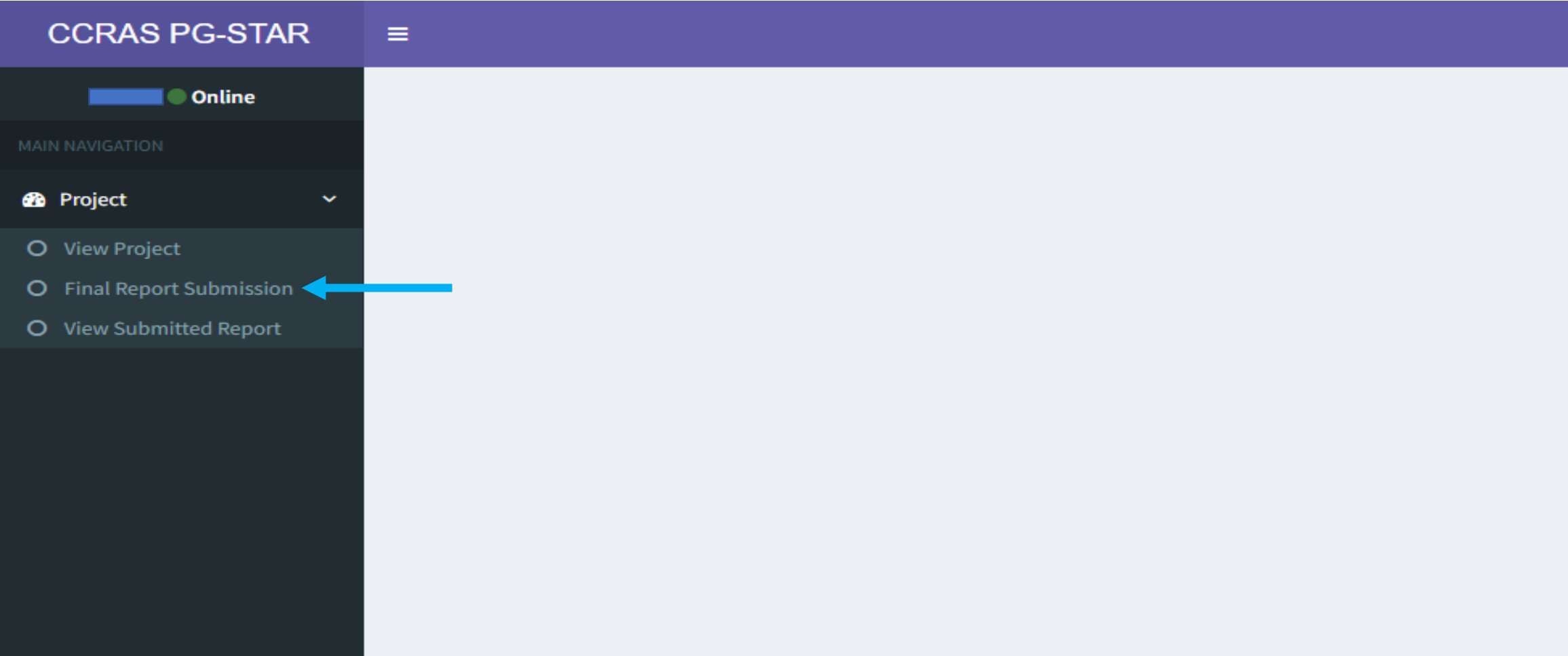
Login

Don't have an account? [Sign Up](#)
Forgot password? [Forgot password](#)

3. Click on **Project** button to access 3 different sub-tabs such as **View Project**, **Final Report Submission** and **View Submitted Report**.



4. Click on **Final Report Submission** button to open the profile page. The document formats required for submission are enlisted at the top of the page to help candidates prepare their documents in advance. Please ensure that accurate information is provided at this stage of submission.



Read the submission guidelines carefully before filling the form

[Click here to view the guidelines](#)

Final Report Submission - PG STAR Session 02

Cover Letter FormatThe system will auto fetch this data**Final Report Format**

Name of the Mentor/Guide*

Guide Replacement

Name of Co-guide (if any)

Name of the College*

Status of thesis submission: Submitted/Approved*

Submission/Approval date of thesis*

5. Details like **PG STAR ID**, **Title of the Project**, **Name of the PG Scholar** and **Name of the College** will be non-editable, as they are automatically retrieved from the information provided by the candidate during proposal submission.

Name of the Mentor/Guide*

Guide Replacement

Name of Co-guide (if any)

Name of the College*

Status of thesis submission: Submitted/Approved*

Submission/Approval date of thesis*

6. The candidate may edit the guide/mentor's name and upload supporting document if guide or mentor has been replaced, provided prior approval from the concerned university.

Name of the Mentor/Guide*

Guide Replacement

Name of Co-guide (if any)

7. Fill the information accordingly in the respective tabs and upload the supporting documents as required.

Status of thesis submission: Submitted/Approved*

Submission/Approval date of thesis*

IEC/IAEC/ any other supplementary permissions concerning survey studies etc. Approval No:*

Documentation Reference* (Pdf size maximum up to 100 KB)

CTRI Reference/Registration No(If Applicable)

Upload (Pdf size maximum up to 100 KB)

Date of commencement of study*

Duration*

Date of Completion of study*

8. The tab **Objectives as proposed** will be non-editable, as they are automatically retrieved from the information provided by the candidate during proposal submission. Kindly upload the document of approval if any deviations are made from the original objectives in the study.

Objectives as Proposed*

f

Objectives Achieved*

Deviation made from original objectives & administrative/ethical approval taken for the same:

Yes

Thesis submitted/approved by the University* (Pdf size max up to 5 MB)

Choose File No file chosen

9. Upload the documents in the respective fields as a readable pdf in the prescribed formats and fill the tabs of **Conclusions summarizing the achievements and indication of scope for future work and Outcomes of the project & Significance** accordingly.

Cover letter with essential documents*

Upload the cover letter along with any relevant documents related to CTRI registration, Approval of IEC/IAEC/any other supplementary permissions related to survey studies etc., Publications, IPR etc. that disclose your identity as a pdf with size maximum up to 3 MB. [Cover letter format](#)

No file chosen

Final report as per the scheme format without identity*

Upload the document as readable PDF with size maximum up to 10 MB • Consolidated PDF of images are not entertained. • Any information related to the identity of the student, guide or college should be removed from the final report before submission failing which such reports will be deemed rejected. • Provide only the reference PG – STAR ID for identification on the top of the proposal. [Final Report Format](#)

No file chosen

Conclusions summarizing the achievements and indication of scope for future work*

Outcomes of the project & significance*

10. Add the article details including **Journal of publication**, **Journal type** and **Article Title** in the respective fields and upload the soft copy (submitted/accepted/approved) of the article accordingly. Candidates can use the **Add** button to provide details for additional articles. Enter the IPR reference number and upload the corresponding referral document in the designated tab.

Publication details (Submitted/Accepted/Published)

Total number of publications related to research work*

Journal of Publication 1*

Peer - reviewed *

 ▼

Article Title 1*

Article Upload 1*

Choose File No file...sen

+ Add

IPR Details

IPR Reference No(If Applicable)

Documentation Reference (PDF, max upto 1 MB)

Choose File No file chosen

Paper/Poster Presented(If Applicable)

No



11. Please fill in the details of the sanctioned amount, first instalment released, and date of sanction of the first instalment. Candidates are also required to indicate whether the second instalment of funding is required. If “No” is selected, the reason for not availing the second instalment must be provided in the designated section.

Financial Support

Total Sanctioned Amount*

First Installment Released*

Date of sanction of first Installment*

Second Installment Required (Yes/No)*

12. Please verify and confirm the availability of all applicable documents by selecting the relevant checkboxes, including CTRI/IEC/IAEC certificates, approved/submitted thesis, cover letter with essential documents, final report without identity disclosure, accepted/published articles, and IPR reference documents. Candidates must ensure that all uploaded documents are duly endorsed by the concerned authorities and submitted in the prescribed format. Submission may be rejected if any identity details are disclosed in the final report or if incorrect information is provided at any stage of the submission process.

Particulars checklist to be verified

- CTRI Registration
- IEC Certificate
- IAEC Certificate
- Certificate of any other supplementary permissions concerning survey studies etc.
- Approved/submitted thesis*
- Cover Letter with essential documents*
- Final Report Without identity*
- Accepted/Published articles*
- IPR Reference Documents
- I hereby declare that the information provided by me is true to the best of my knowledge and I have uploaded the cover letter in the specified format along with all other required documents, duly endorsed by the relevant authorities of the college/institute. I am aware that my final report may be subject to rejection if my identity is disclosed in the respective document or if any incorrect information is provided at any stage of the submission process.**



Submit Report

13. The final submission of the report will be confirmed by a pop-up appearing below. Click on **OK** button to be automatically redirected to the student dashboard where candidate can view the submitted report.

pgstar1.ccras.org.in says

Please ensure that all information provided is correct before final submission. Modifications to any information will not be allowed after the final submission

OK

Cancel



Online

MAIN NAVIGATION

Project

You have already submitted your final report with required documents. Multiple final report submissions are not permitted.

PG STAR ID	STUDENT NAME	MENTOR/GUIDE NAME	COLLEGE NAME	VIEW DETAILS
				View Details

14. Click on **View Submitted Report** to view the submitted report. Modifications of the information will not be possible further.

The screenshot displays the CCRAS PG-STAR web application interface. The top navigation bar is purple and contains the text "CCRAS PG-STAR" on the left and "Logged In as:" followed by a white box on the right. Below the navigation bar, a dark sidebar on the left shows a user profile with a white box and the text "Online", and a "MAIN NAVIGATION" section with a "Project" link. The main content area is light blue and features a "Show 10 entries" dropdown menu and a "Search:" input field. A table with the following columns is displayed: PG-STAR ID, Identity Proof, Date Created, Guide Name, Project Title, Student Name, Email_ID, Mobile No, and View. The table contains one entry, and a green "View" button is located to the right of the entry, highlighted by a blue arrow. Below the table, the text "Showing 1 to 1 of 1 entries" is visible, along with "Previous", "1", and "Next" pagination controls.

PG-STAR ID	Identity Proof	Date Created	Guide Name	Project Title	Student Name	Email_ID	Mobile No	View
								View